

Pasco eLearning: Helpful Hints for Eureka Modules

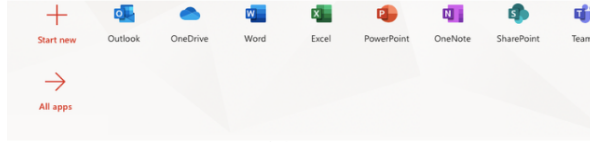
1



Click on myLearning



Click on Office 365



Click on All Apps (second row)



Click on STREAM and let it connect

Our Concept Development videos are hosted in STREAM via Outlook365. You will need to log into your Outlook365 before the videos will load.



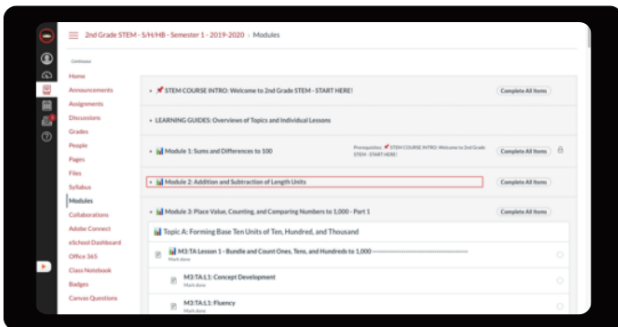
2

You will need to click on the Mark as Done in the top right-hand corner, to confirm you have viewed and interacted with each page before moving on.



3

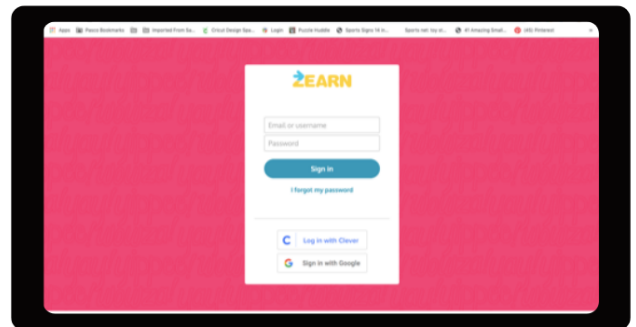
Any subsequent modules will be locked (shaded grey) until all assignments have been submitted and all pages have been clicked Mark as Done



4

Each page type is noted using a different icon:

- Content pages:
- Assignment pages:
- Discussion posts:
- Quizzes:



5

Go to www.zearn.org for Fluency practice. Type in username and password, as provided by your instructor